

(12) **United States Design Patent**  
**Johnson**

(10) **Patent No.:** **US D596,749 S**

(45) **Date of Patent:** **\*\* Jul. 21, 2009**

(54) **MESSAGE BALL**

D478,947 S \* 8/2003 Lu ..... D24/211  
D527,831 S \* 9/2006 Hong ..... D24/211

(76) Inventor: **William L. Johnson**, P.O. Box 692,  
Barstow, CA (US) 92312

\* cited by examiner

(\*\*) Term: **14 Years**

*Primary Examiner*—Cathron C Brooks  
*Assistant Examiner*—Melanie Levy  
(74) *Attorney, Agent, or Firm*—Heisler & Associates

(21) Appl. No.: **29/286,057**

(22) Filed: **Apr. 19, 2007**

(57) **CLAIM**

(51) **LOC (9) Cl.** ..... **28-03**

The ornamental design for a massage ball, as shown and described.

(52) **U.S. Cl.** ..... **D24/211**

(58) **Field of Classification Search** ..... D24/200,  
D24/211–215; 601/134–138, 15, 46, 78,  
601/93, 94, 123, 118, 122, 128, 126, 129,  
601/130

**DESCRIPTION**

See application file for complete search history.

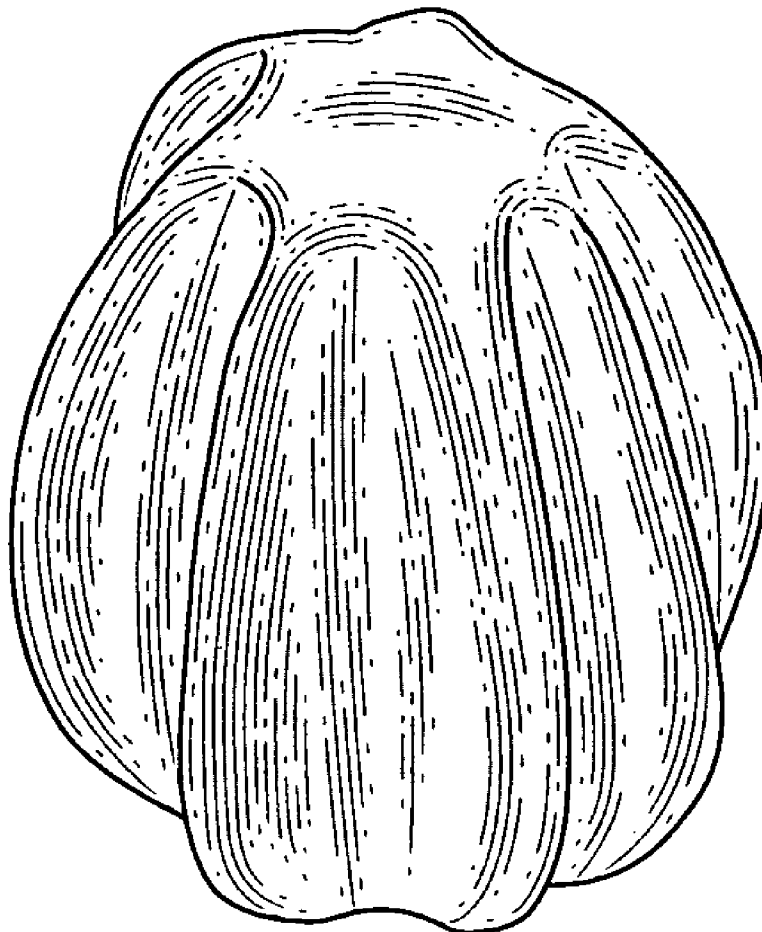
FIG. 1 is a perspective view of the massage ball;  
FIG. 2 is a front elevation view of the invention;  
FIG. 3 is a left side view of the invention, the right side view  
being a mirror image;  
FIG. 4 is a rear elevation view of the invention;  
FIG. 5 is a top plan view of the invention; and,  
FIG. 6 is a bottom plan view of the invention.

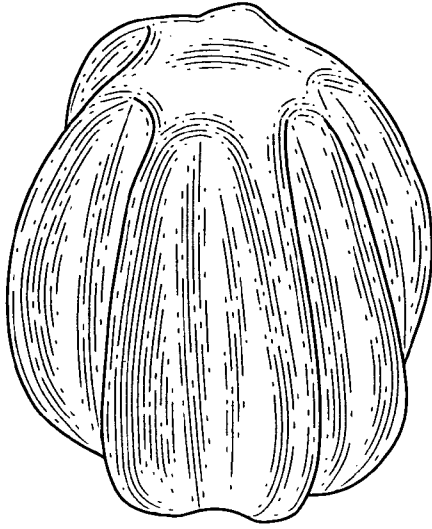
(56) **References Cited**

**U.S. PATENT DOCUMENTS**

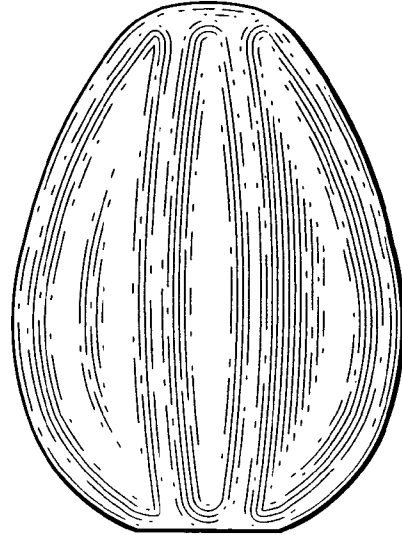
2,213,356 A \* 9/1940 Dunlap ..... D24/211  
D243,557 S \* 3/1977 Kientz ..... D24/212  
D272,092 S \* 1/1984 Masuda ..... D24/211  
D369,414 S \* 4/1996 Lee ..... D24/200

**1 Claim, 1 Drawing Sheet**

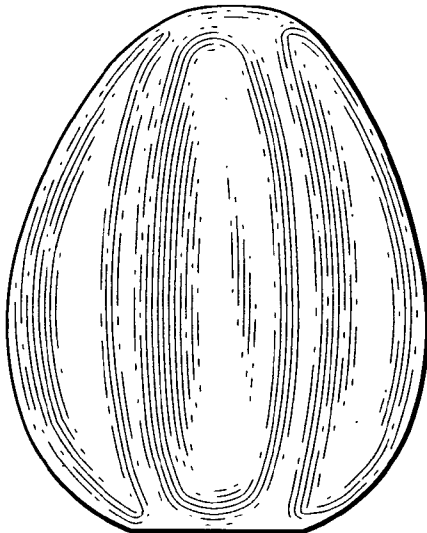




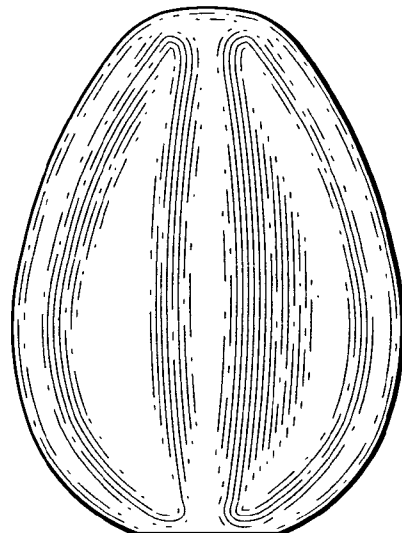
*Fig. 1*



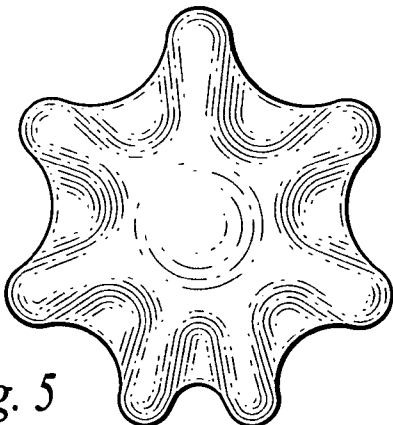
*Fig. 2*



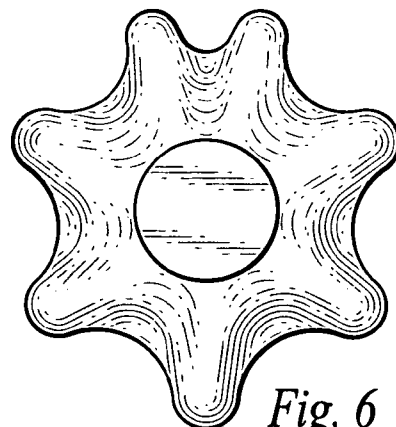
*Fig. 3*



*Fig. 4*



*Fig. 5*



*Fig. 6*