



US00D472679S

(12) **United States Design Patent**
Burington

(10) **Patent No.:** **US D472,679 S**

(45) **Date of Patent:** **** Apr. 1, 2003**

(54) **KNEE CONTROL PAD**

(76) Inventor: **Wayne L. Burington**, 2210 Jessica Way, Redding, CA (US) 96002

(**) Term: **14 Years**

(21) Appl. No.: **29/162,458**

(22) Filed: **Jun. 13, 2002**

(51) **LOC (7) Cl.** **29-02**

(52) **U.S. Cl.** **D29/121.1; D6/601**

(58) **Field of Search** D29/121.1, 100, D29/120.1, 122; D6/601, 330, 582; D24/190; 2/24, 22, 23, 62, 267, 455; 248/346.01, 346.03; 182/230; 5/417, 420, 657.5, 655.9, 656; 297/423.1, 423.41, 423.11, 423.16

(56) **References Cited**

U.S. PATENT DOCUMENTS

D30,552 S	*	4/1899	Gimbel et al.	D6/330
2,093,888 A		9/1937	Holtje		
2,195,817 A	*	4/1940	Johnson	2/24
2,448,427 A	*	8/1948	Gordon	280/32.5
3,168,746 A	*	2/1965	Smith	2/24
D241,700 S	*	10/1976	Wattle	D6/601
4,491,193 A		1/1985	Moss		
4,574,101 A		3/1986	Tricca		
4,723,322 A		2/1988	Shelby		
4,798,264 A		1/1989	Miller		

D309,805 S	*	8/1990	Shelby	D29/121.1
5,257,953 A		11/1993	Gillis		
5,499,961 A		3/1996	Mattox		
D377,130 S	*	1/1997	Dorrer	D6/601
5,802,642 A		9/1998	Slaughter		
5,882,081 A		3/1999	Earl, Jr.		
D431,329 S		9/2000	Chen		
6,122,768 A		9/2000	McCrane		
6,170,222 B1		1/2001	Miller		
D447,850 S		9/2001	Escobedo		
D455,237 S	*	4/2002	Marasco	D29/122
D456,660 S	*	5/2002	Landvik	D6/601

* cited by examiner

Primary Examiner—Lucy Lieberman
(74) *Attorney, Agent, or Firm*—Heisler & Associates

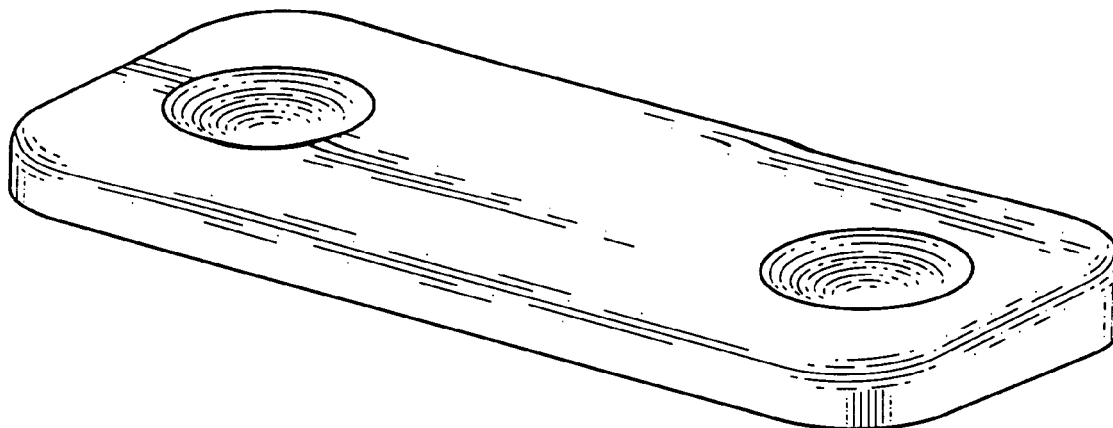
(57) **CLAIM**

The ornamental design for a knee control pad, as shown and described.

DESCRIPTION

FIG. 1 is a perspective view of the knee control pad; FIG. 2 is a left side view of the invention, the right side view being a mirror image; FIG. 3 is a top plan view of the invention; FIG. 4 is a front elevation of the invention; FIG. 5 is a rear elevation of the invention; and, FIG. 6 is a bottom plan view of the invention.

1 Claim, 1 Drawing Sheet



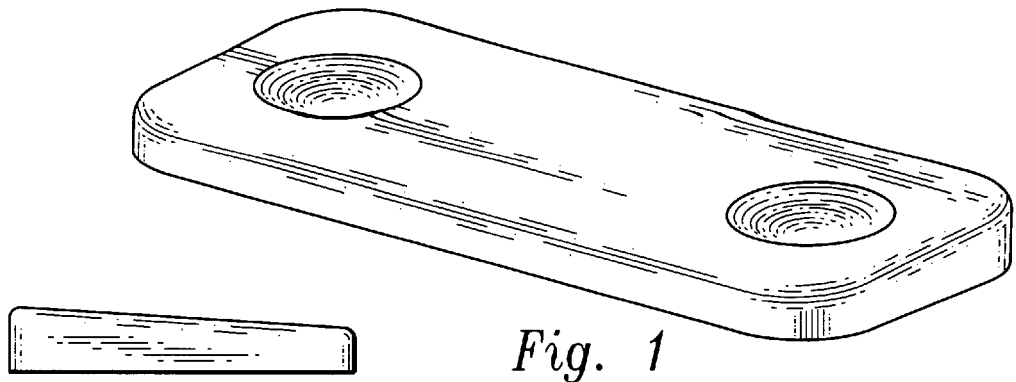


Fig. 1




Fig. 2




Fig. 3

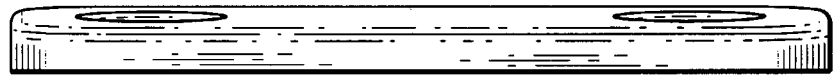


Fig. 4



Fig. 5




Fig. 6