



US00D385328S

United States Patent [19]

[11] Patent Number: Des. 385,328

Cagle et al.

[45] Date of Patent: **Oct. 21, 1997

[54] FISHING LURE

[76] Inventors: Clarence E. Cagle; Gloria A. Cagle,
both of 762 Washington Ave., Yuba
City, Calif. 95991

[**] Term: 14 Years

[21] Appl. No.: 62,676

[22] Filed: Nov. 21, 1996

[51] LOC (6) CL 22-05

[52] U.S. Cl. D22/126; D22/144

[58] Field of Search D22/126-133,
D22/144; 43/42.35, 42.37, 42.34, 42.45,
42.48

[56] **References Cited**

U.S. PATENT DOCUMENTS

- D. 152,243 1/1949 De Bay, Jr. D22/128
- D. 161,716 1/1951 Starkey D22/129
- D. 232,733 9/1974 Rabideau D22/128

- D. 333,861 3/1993 Keranen D22/132 X
- 2,192,563 3/1940 Starkey 43/42.34
- 4,713,907 12/1987 Dudeck 43/42.39
- 4,888,905 12/1989 Garr 43/42.35 X

Primary Examiner—Doris V. Coles
Attorney, Agent, or Firm—Bradley P. Heisler

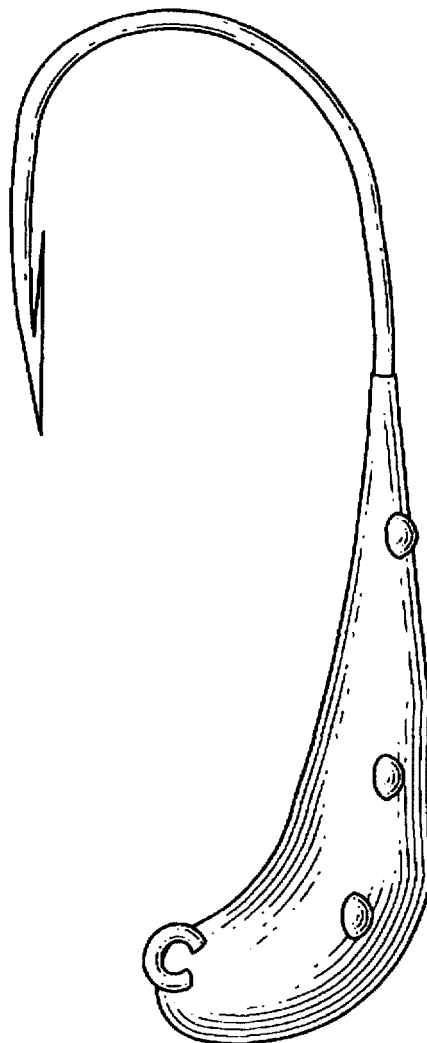
[57] **CLAIM**

The ornamental design for a fishing lure, as shown and described.

DESCRIPTION

FIG. 1 is a perspective view of a fishing lure according to this invention;
FIG. 2 is a right side view of the invention;
FIG. 3 is a rear elevation view of the invention;
FIG. 4 is a left side view of the invention;
FIG. 5 is a front elevation view of the invention;
FIG. 6 is a top view of the invention; and,
FIG. 7 is a bottom view of the invention.

1 Claim, 1 Drawing Sheet



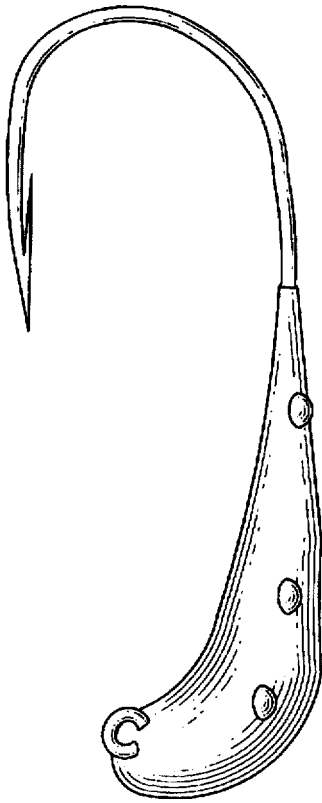


Fig. 1

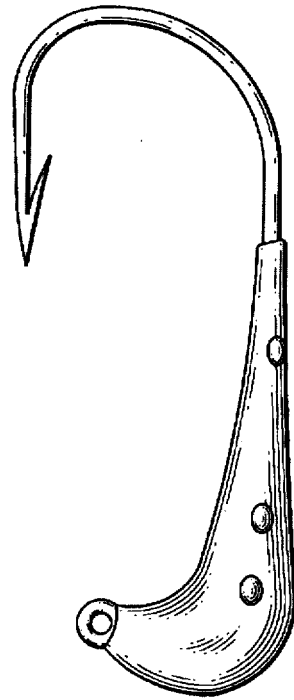


Fig. 2

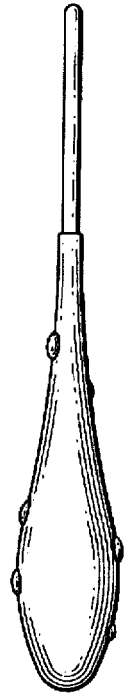


Fig. 3

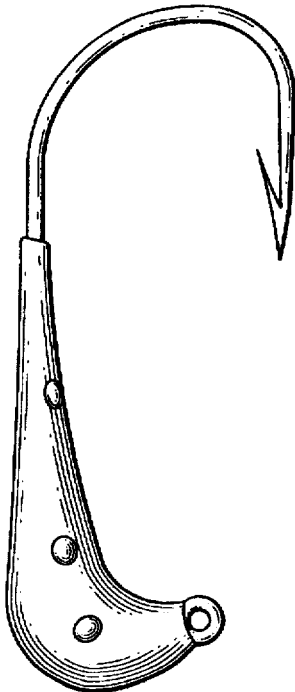


Fig. 4

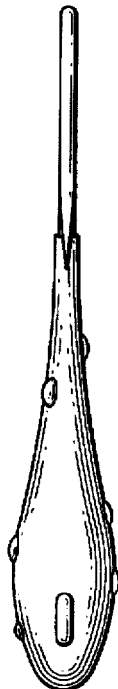


Fig. 5

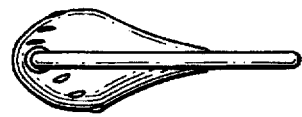


Fig. 6



Fig. 7