



US00D382321S

United States Patent [19]

[11] Patent Number: **Des. 382,321**

Anderson et al.

[45] Date of Patent: ****Aug. 12, 1997**

[54] **GOLF SWING TRAINING DEVICE**

4,367,526	1/1983	McGeary et al.	D18/6 X
4,815,020	3/1989	Cormier	273/32 H X
4,979,745	12/1990	Kobayashi	273/183.1 X
5,040,790	8/1991	Anthes et al.	273/183.1 X
5,082,281	1/1992	Berghofer	273/183.1

[75] Inventors: **Dale F. Anderson**, Marysville; **James L. Hill**, Newcastle, both of Calif.

[73] Assignee: **Terracon Products, Inc.**, Newcastle, Calif.

Primary Examiner—Prabhakar G. Deshmukh
Assistant Examiner—Cheri Cohen
Attorney, Agent, or Firm—Bradley P. Heisler

[**] Term: **14 Years**

[57] **CLAIM**

[21] Appl. No.: **38,102**

The ornamental design for a golf swing training device, as shown and described.

[22] Filed: **Apr. 27, 1995**

[51] LOC (6) Cl. **21-02**

DESCRIPTION

[52] U.S. Cl. **D21/234; D10/78; D18/7**

FIG. 1 is a perspective view of a golf swing training device showing my new design, it being understood that elements shown with broken lines are for illustrative purposes only and form no part of the claimed design; FIG. 2 is a front elevation view thereof; FIG. 3 is a top plan view thereof; FIG. 4 is a right side view thereof; FIG. 5 is a rear elevation view thereof; FIG. 6 is a left side view thereof; and, FIG. 7 is a bottom plan view thereof.

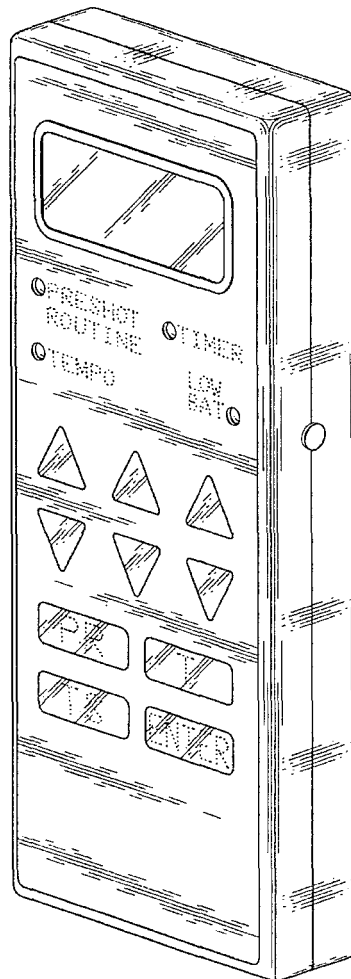
[58] Field of Search D21/234; D14/218; D13/168; D3/221; 273/183.1, 35 R, 32 H; D18/7, 6, 11, 2; D10/43, 78

[56] **References Cited**

U.S. PATENT DOCUMENTS

D. 319,791	9/1991	Saito	D10/78 X
D. 322,450	12/1991	Smith, Sr.	D18/6
D. 360,144	7/1995	Omuro	D10/43
4,142,236	2/1979	Martz et al.	D18/6 X
4,220,992	9/1980	Blood et al.	273/183.1

1 Claim, 2 Drawing Sheets



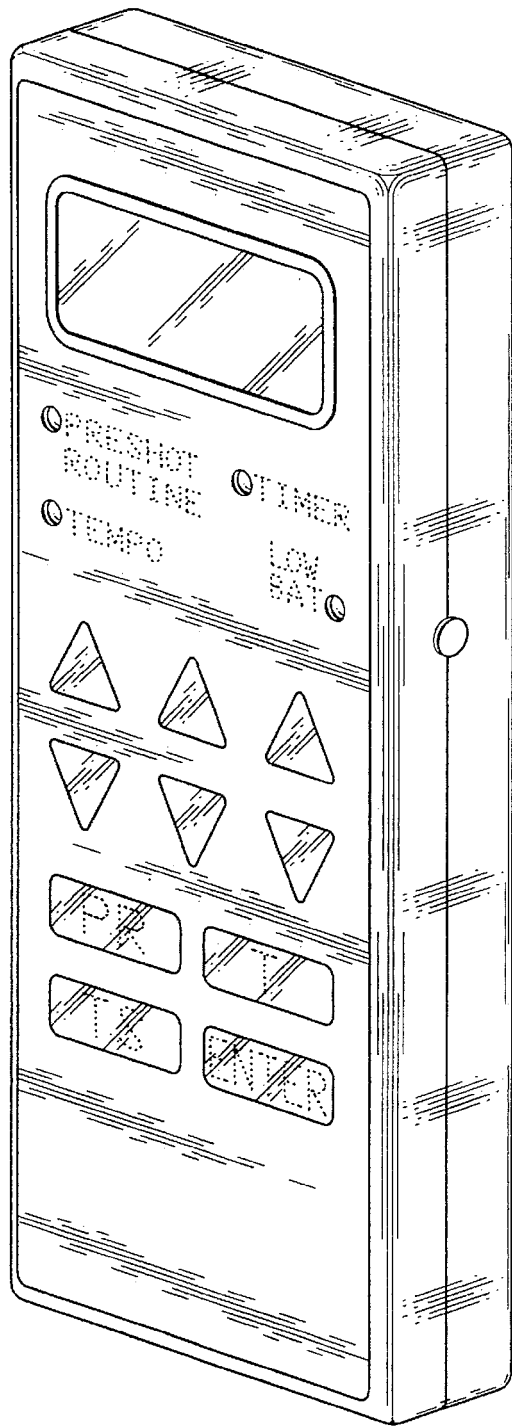


Fig. 1

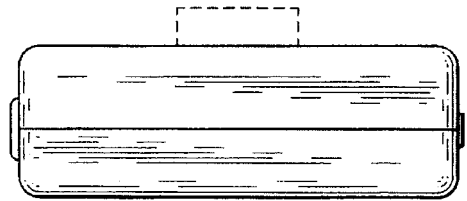


Fig. 3

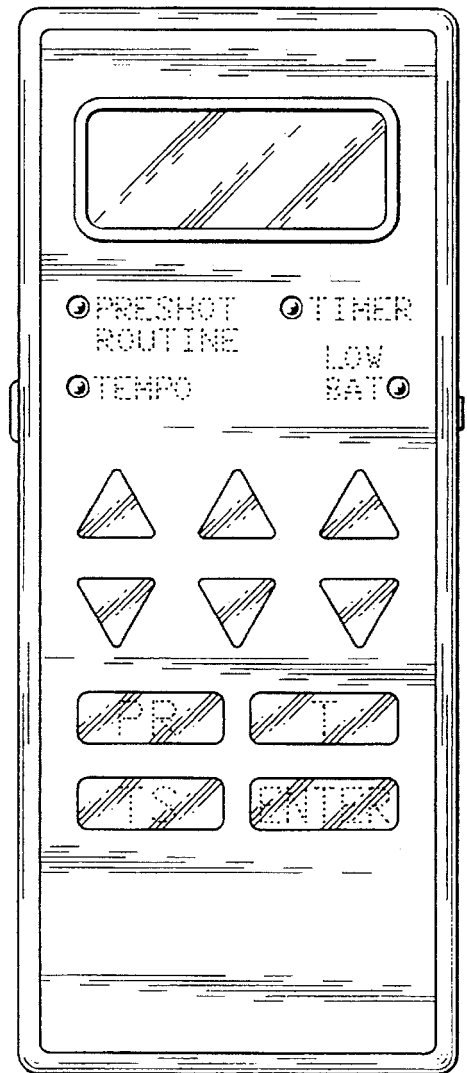


Fig. 2

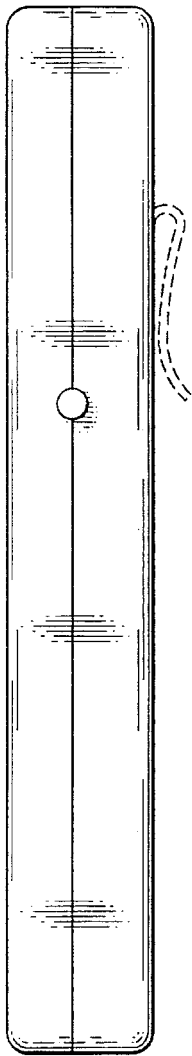


Fig. 4

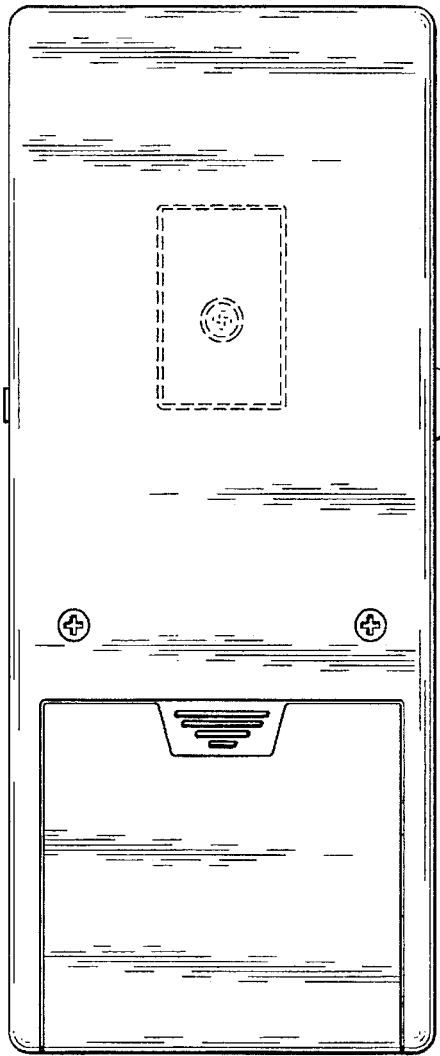


Fig. 5

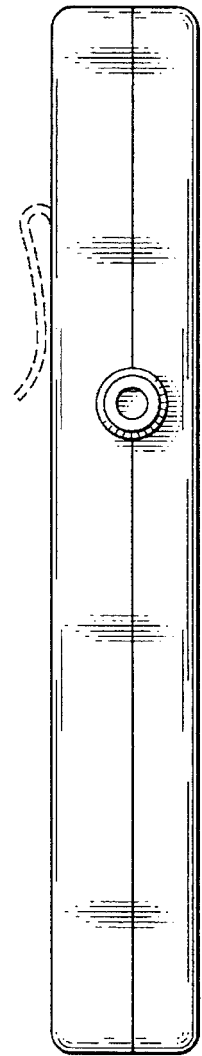


Fig. 6




Fig. 7